

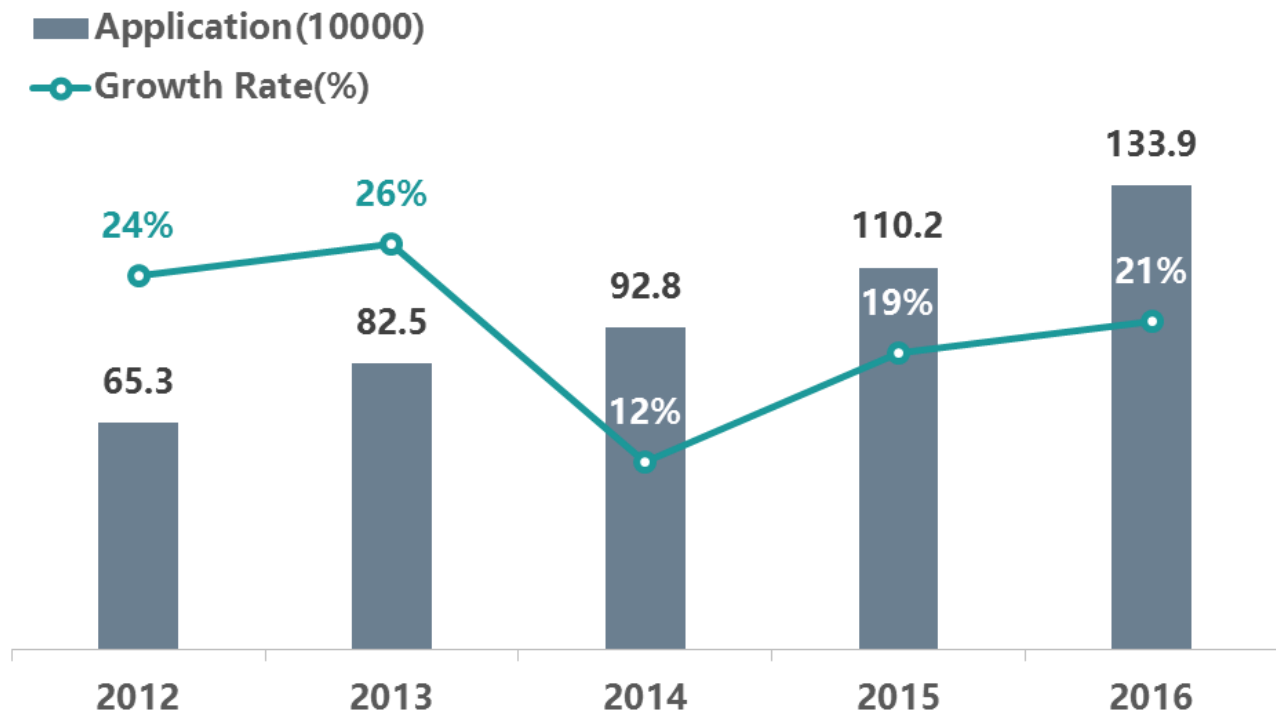


# Recent Updates from SIPO

IP5 Heads of Office with IP5 Industry Meeting  
31 May 2017

# Key Figures of SIPO in 2016

2012-2016 Invention Patent Applications and Growth Rate



[10000 application]

133.9

Invention Patent applications

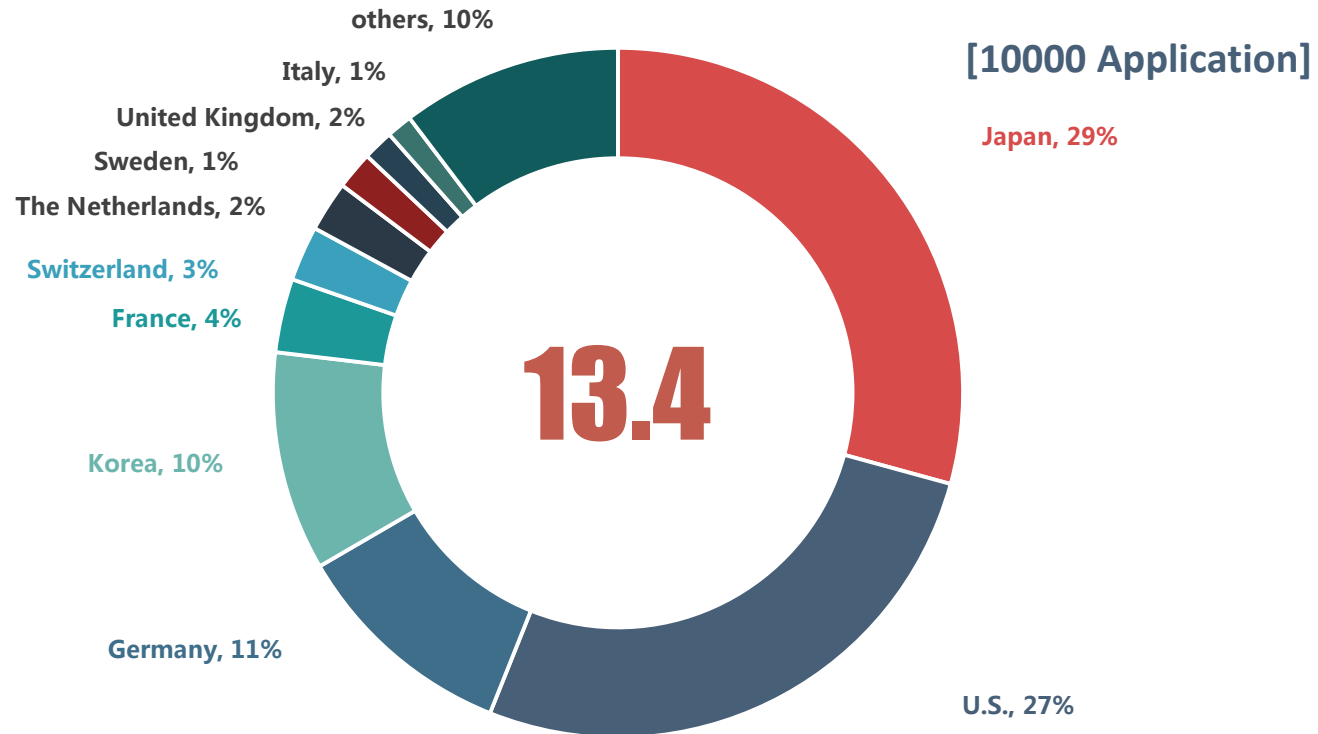
[10000 patent]

>100

Valid domestic patents

# Key Figures of SIPO in 2016

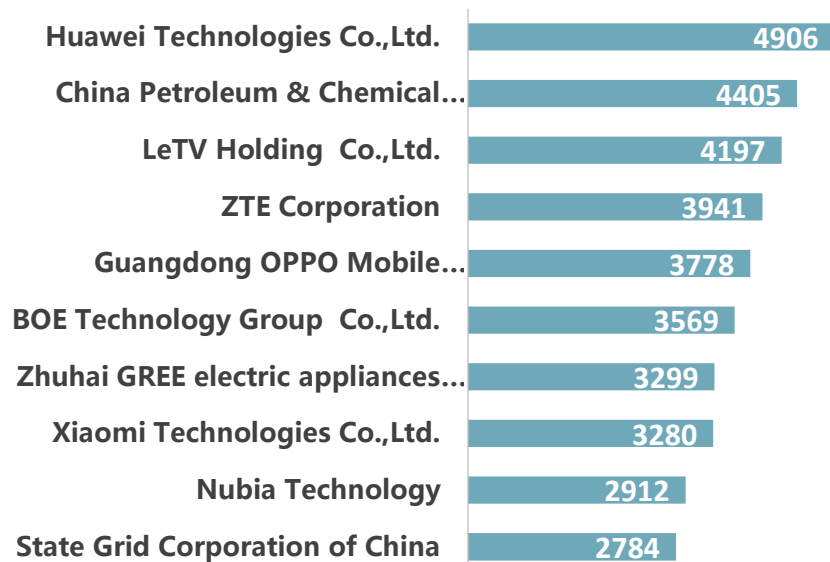
Top 10 Foreign Countries for Invention Patent Applications in 2016



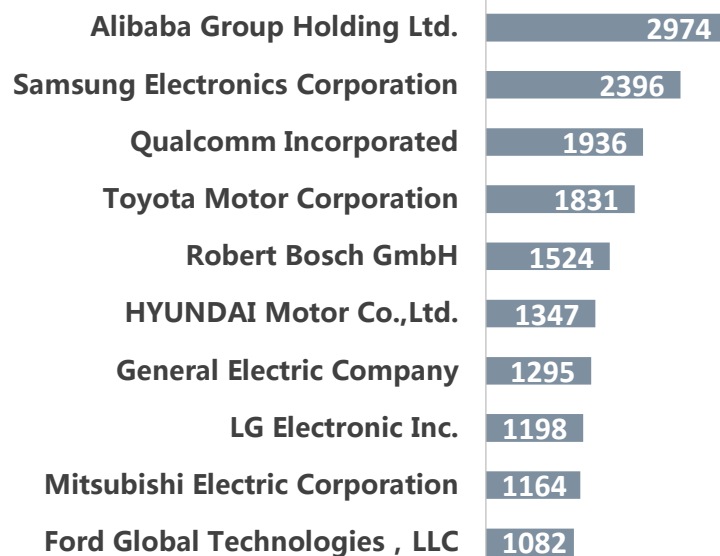
# Key Figures of SIPO in 2016

## Top 10 Enterprises Filing Invention Patent Applications in 2016

### Domestic




### Foreign



# National IP Strategy

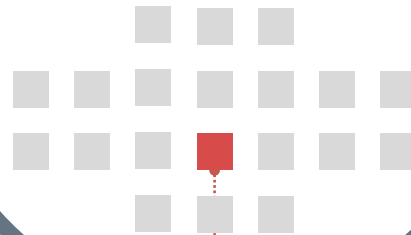
---

## National Key Reform Initiatives



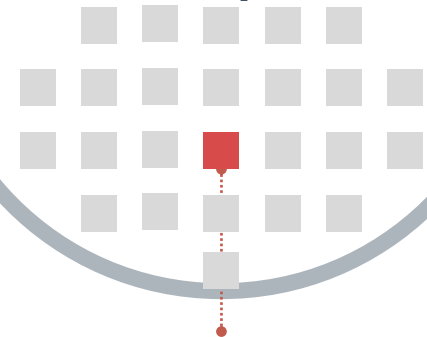
**General Scheme  
for Experimental  
Reform on Integrated  
IP Administration**

## National Plans on 22 Key Aspects



**National IP Protection  
and Utilization Plan  
under the 13th  
“Five Year Plan”**

## 25 Major Indicators for Evaluating Economic & Social Development



**12 valid patents  
per ten thousand  
population**

# • Patent Quality Improvement Project

---



**Creation  
&Application**



**Procurement**



**Examination**



**Protection  
&Utilization**

# Priority I: Creation Quality and Application Quality



## Improvement on Creation Quality

**National standard for IP management** by business enterprises, universities and research institutions

**Patent navigation pilot programs** on region, Industry, and enterprise level

**Patent analysis promotion & clearance**

## Improvement on Application Quality

**Regulating patent agency sector**

Creating **patent agency quality review and assurance system**

Releasing information on **credit of patent agency**

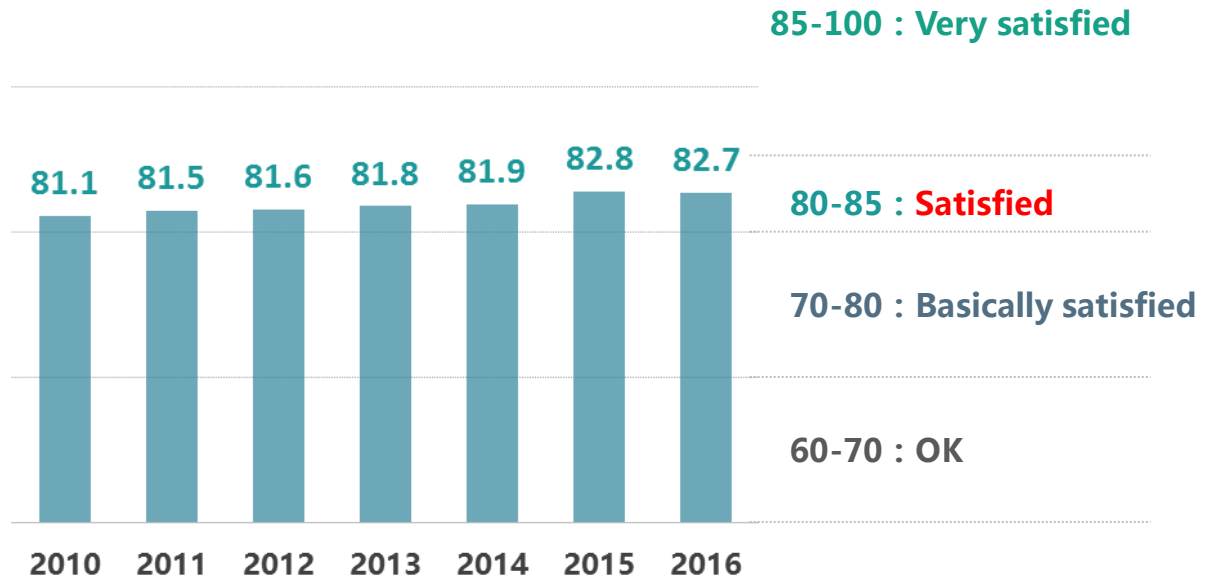


# Priority II: Patent Examination Quality & Efficiency

- Examination Quality Assurance Manual
- Examination quality assurance system and examination guidance system
- Revising Guideline for Patent Examination: business models, computer programs...



User Satisfaction Survey on Examination in 2010-2016





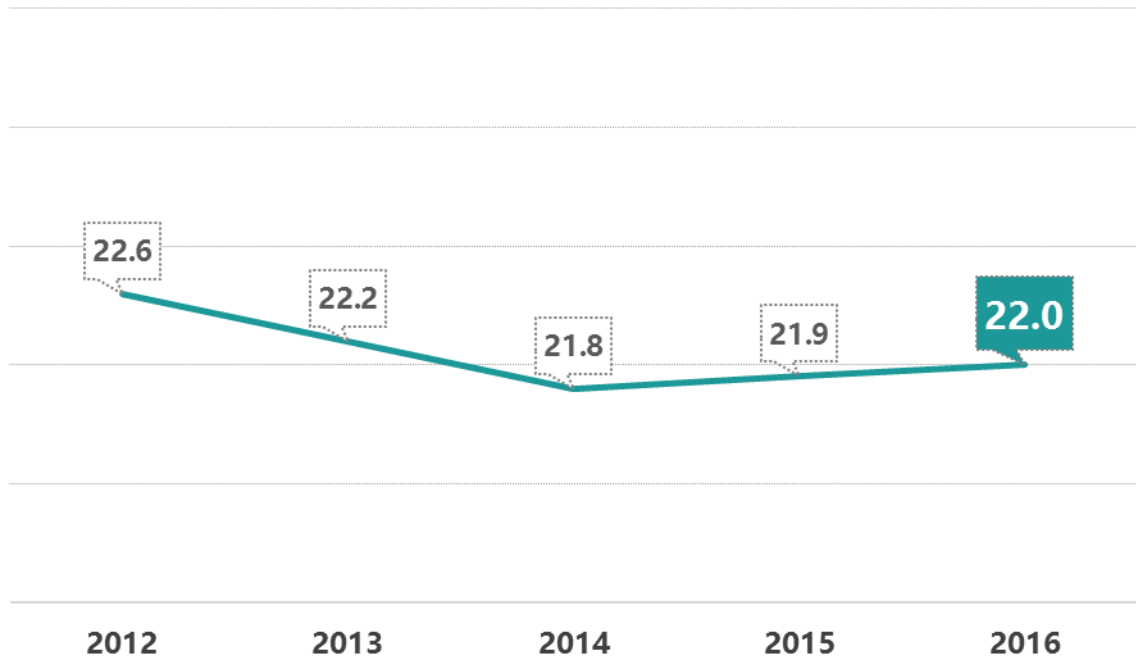
# Priority II: Patent Examination Quality & Efficiency

- Improve IT systems supporting examination
- Develop multiple examination modes
- Optimize examination resources
- Prioritization examination



Examination Pendency in 2010-2015

(Unit : month)



# Priority III: IP Protection and Utilization

**33**

Initiatives for stricter IP protection



IP protection centers  
Integrating fast-track  
for granting, post-grant  
and protection

**7**

New fast-track IP rights protection centers

**13.65**<sub>[10,000]</sub>

IP civil actions of first instance received

**4.9**<sub>[10,000]</sub>

Patent administration enforcement cases

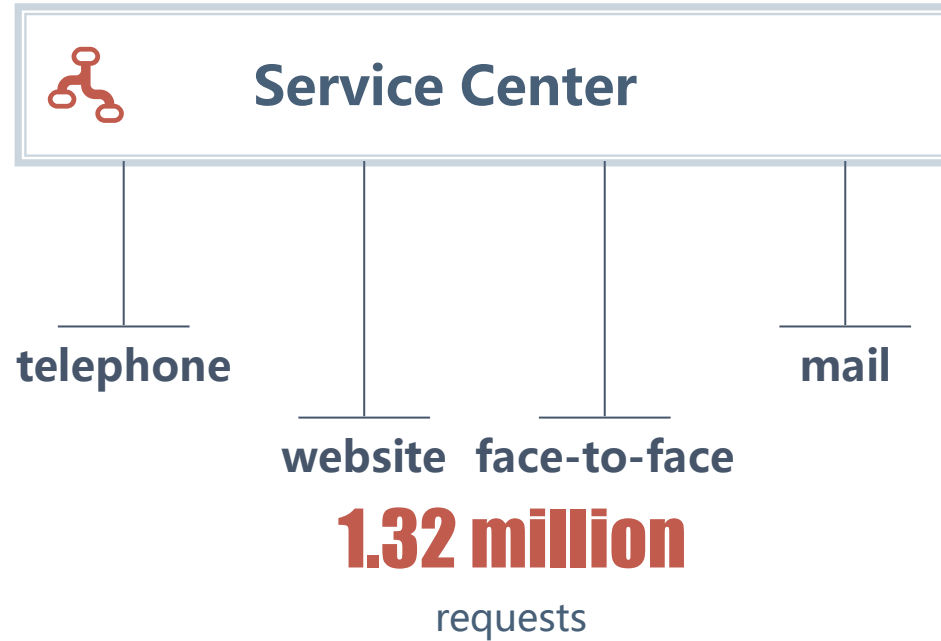
**4**<sub>billion</sub>

Initial fund raising for IP Commercialization in key sectors

**43.6**<sub>billion</sub>

Patent pledge financing

# Priority IV: Public Service



Traditional media + New media APP

-----

Newspaper Hotline Website Wechat Webcast



**Thank you !**